

# GCG Sunday School - 10th September 2023

## Lesson Outline



**Lesson:** Made in His image: Man and Woman  
**Series:** Mini series in Genesis 1-3.  
**Passage:** Genesis 1:26-31, 2:18-23  
**Big Idea:** God created us in His own image, male and female, equal but different.  
**Main Aim:** Trust God's good, precious design however he made us.

### Before starting prep

Please pray for the lesson preparation, for yourself and for the children, that we would all be built up by the amazing truth we'll see in God's word.

### Laptop (and Bluetooth speaker for more volume) check


Unless you are at the Greenwich service, you will need to bring a laptop to play the videos and songs in this lesson outline. If needed I, Jonny, can provide a laptop and Bluetooth speaker. 😊

**Additional resources:** [GCG Sunday School Google Drive](#)

### The format



#### Get Going



#### Main Teaching



#### Brain Break



#### Heart & Hands

*Canada Water and Greenwich:* Use the material to make **Get Going, Main Teaching, Brain Break** accessible for all ages present. Then for **Heart & Hands**, prepare teaching and your helpers to divide into two groups for separate teaching.

*Eltham:* Feel free to personalise all the material for Sailors or Officers as much as you'd like.

### The passage

This week, we'll be focussing particularly on what it means for us to be made man and woman, male and female, in God's image.

Mankind was created as the peak of creation in a distinct act from the creation of all other animals. God speaks a second time on day 6 to create mankind.

Mankind is created in the image of God. The meaning of 'image' is perhaps explained in Genesis 1:26-27 as the authority and task of ruling and the ability to relate to God and one another in community. God created 'them' to 'rule'. Men and women are created equally in the image of God.

Some might say, 'I hate my body' or even, 'I'm trapped in the wrong body' as if our bodies were separate from our 'real' selves.

We want our children to know, 'you, whoever you are, boy or girl, are made in God's image', exactly how God intended. We are all made, male and female, whatever our bodies are like, in God's image. This is great news, we can praise God and trust his good design, whoever we are!

*Some material is from Faith in Kids resources.*

# OUTLINE

## Welcome the children and pray

- This is a good time to connect with the children briefly.
  - You could ask them a simple question: What was the best playground they saw this week? What was the tastiest thing they ate? What was the most fun thing they did?
- Begin the lesson with a prayer.
  - Let's listen carefully to what God has to say to us today.



## Get Going Recap & Intro Idea

### *Speedy Recap - Remind them briefly of last week's Big Idea and Main Aim*

Do you remember what we spoke about last week?

The Big Idea was: God created the whole world and everything in it from nothing, by speaking words.  
The Main Aim was: Trust that God alone made everything and that it was good.

### *Intro Idea*

- Sailors

My Brilliant Body - Children stand around a bedsheet and hold the edges. Call out a description e.g. 'Brown eyes' as everyone lifts up the bedsheet. Children with brown eyes run under the sheet to switch places with someone else. Call out descriptions that describe bodies e.g. eye/hair colour, hair type, foot size, boy, girl, etc.

- Officers


Ask the children to write the following question on their own piece of paper: "Who am I?"

Ask them to write down what "makes them, them".

For example: blue eyes, blond hair, tall, from London, go to X primary school, son of Y and Z parents, enjoy playing frisbee... They won't need to show anyone else what they write. But they might realise that their answers may be very different from someone else's.

Alternatively, they could get into pairs and ask the question of the person in front of them, and write their answers, then compare answers.

Link: Our bodies are made by God. Each one is different, we'll see that each one is so precious to God!



## Main Teaching Teaching the Big Idea & Main Aim.

Have a Bible open throughout, and feel free to read portions of it out word for word or paraphrase, so they see that the story comes from God's word, and not from our heads.  
Repeat the Big Idea throughout.

- **Sailors -** *Tell the story. Ask questions along the way.  
Get to the Big Idea, then arrive at the Main Aim.  
Maybe use a helper with you to play different roles in the story.*

1. Good, but not quite finished.

All creation was done, and God said it was good!

Look at the picture, how good does it look, can you show me with your hands?

(How high your hands go can show me how good this is, for example)

But there was something missing, a special part.

Look at the picture, can you see what's missing? (No people had been made yet)

2. In the image of God he created us - Equal.

Reading Genesis 1:26-27, tell the story and what God said.

Then reading v31, explain the significance of how God said, "it was very good"!

Look at the picture, how good does it look, can you show me with your hands?

(How high your hands go can show me how good this is, for example)

3. Adam and then Eve - Different.

Skip the rest of chapter 2, it'll be too much content for this week sadly.

Reading Genesis 2:18-23, tell the story of how man and woman were created differently.

Only Adam - Not good!

Look at the picture, do you think it was good for man to be alone?

(thumbs down/ hands close together, this is not good)

So God made Eve from Adam's side. Adam meets her.

Look at the picture, how good is it that God completed creation with the woman?

(Hands as high as last time, to show it's so good that man and woman were made equal, yet different.)

Using the pictures, ask:

Are the man and the woman equal? Are they both made in God's image? Yes!

Are both equally precious to God? Yes!

But are men and women the same? Were they made the same way? No!

Arrive at the Main Aim.

- **Officers -** *Mini, interactive talk through the text.  
Get to the Big Idea, then arrive at the Main Aim.  
Maybe have a child or helper be the voices of different people in the passage.*

Flesh out the following points.

1. Good, but not quite finished. Genesis 1:25

2. In the image of God he created us - Equal. 1:26-27

Reading v31, tell of how God said, "it was very good"!

3. *Adam and then Eve - Different. 2:18-23*  
But it was not good for man to be alone. 2:18

Arrive at the Main Aim.



## Brain Break

**A chance to rest the children's minds.**

### *Game idea*

Made and loved:

The aim is to build the tallest stable tower in two or three minutes. Explain that it must be standing on its own at the end of the time. Encourage them to work together if you have teams.

If you have only two children, they will need to build alone.

At the end, congratulate the children on their towers.

Highlight the strengths and hidden details of each one.

Link: You created this tower. It belongs to you and it is precious to you (at least a little bit). Imagine if I kicked it over, or one of you threw it across the room. It would make you sad, because it's yours and you made it.

The towers are different, and in a similar way we're all different.

In just the same way (but even more!), because God made us, we are precious to him. He cares deeply for us.



## Heart and Hands

**Think more about the Main Aim through Discussion and Activities.**

### **Discussion - What would it look like to believe the Main Aim?**

Think through with the children what the Main Aim means for our lives.

- Sailors - [This is really good news.](#)  
[Today and tomorrow at school, we can all remember the Main Aim](#)
  - [Who made you? God did.](#)
  - [Are you the same as everyone else at school or in this room? Or different?](#)
    - [Are boys and girls exactly the same, or different? Different.](#)
  - [What does God think about you?](#)
    - [Are boys and girls more or less precious to God? No! Equally precious.](#)
    - [So are we all precious to God? Yes!](#)

[This means that wherever we are, we can all remember the Main Aim.](#)

- Officers - [This is really good news.](#)  
[Today and tomorrow at school, we can all remember the Main Aim.](#)
  - [What makes people different from the rest of creation?](#)

- What did God say about the people he made?
- What does God say about boys and girls, are they the same or different?
  - Is that what people at school say?
- Why are you precious to God?
  - Who is precious to God? Just boys? Just girls? Both!
- Who will you listen to when other people talk about you? Why?
  - Maybe some people will say that you are not precious to God.

This means that wherever we are, we can all remember the Main Aim.

### Activities - Craft or worksheet

- Sailors - [Craft](#)

Make a “mirror”, using the sheets provided. Children can draw themselves in the mirror.

[All materials are provided in the Sunday school box.](#)

- Officers - [Worksheet](#)

Look at the ‘A’ case study pictures. Imagine the other children in the pictures are speaking about the girl with the phone and the boy with the football.

Ask your group to write what they might say on Post-it notes and stick them to the picture.

Then look at the ‘B’ case study pictures and talk about what the girl and boy may think about themselves after hearing those things.

Write on Post-it notes and stick them around the pictures.

- How would you feel if that happened to you?
- How might you try to make yourself feel better?
- (Prompts if needed: being better than others at sport/school, having new clothes/more friends, talking to someone else, breaking something, being alone, thinking bad thoughts about themselves, hurting others or even themselves.)
- Some of these things may make us feel a bit better but others make it worse.
- God says we are ‘very good’. Does that help to make you feel better? When does it help?
- Next time others make you feel bad about yourself, what do you want to remember?

### Quick application recap

*Remind them of the Big Idea and Main Aim.*

*Remind them quickly what it would look like to believe this.*

### Song

- You will need to talk through the words and actions for the songs before singing.

- Sailors - [Just the Way God Wanted Us to Be \[Official Video\]](#)


[Lyrics - On the link.](#)

Actions - <https://www.youtube.com/watch?v=aMYuQW2j-Dg>

**I suggest that we change the following actions:**

- Introduction and interludes - Feel free to do something less cheesy.
- During the chorus lyrics, for example at 1:00,  
“He made us boys, he made us girls”


I'd suggest that while girls point to the boys, or vice versa, the mentioned gender jumps and puts their hands in the air, instead of the suggested boy/ girl actions in the video.

- Officers - I think this would be really fun for them to learn and perform sometime!! Maybe at the weekend away.  
 [God Made Me and You \(Official Audio\)](#)  
Lyrics - On the link.

### Memory verse

You are worthy, our Lord and God, to receive glory and honour and power, for you created all things, and by your will they were created and have their being. Revelation 4:11

[Ideas for learning the memory verse.](#) I will provide the verse on laminated paper with Blu Tack.

- Sailors - [Use this song to learn the verse:](#)  
 [Revelation 4:11 Song](#)  
[Actions are available on a separate video that I'll make.](#)
- Officers - If capable, they can come up with a rap/ spoken word for the verse. They can rap and improve it each week.

### Pray

Encourage the children to pray with you about the Big Idea and Main Aim.

- Sailors - [You could ask for hands up/ thumbs up for those who would like to pray, or you could try the idea we use with Officers.](#)
- Officers - You could pass an object, like a Bible, around the room. When a child receives the Bible, they can choose to pray in their head or aloud.

### Sign out with Take Home Sheets

- While signing out with Rollcall, Take Home sheets will be provided to carers and parents about the children's lesson.

### Final notes

The following items will be printed for you and brought to the lesson:

- Main teaching pictures.
- Activities: Sailors craft and Officers worksheets.
- Memory verse, laminated.
- Intro Idea and Game materials.
- Take Home sheets.

Additional materials will be available:

- Pens, paper, glue, scissors.